



GDFSR (5 rows shelve + Base)

FREEZER

Remote Glass Door Freezer

Standard features



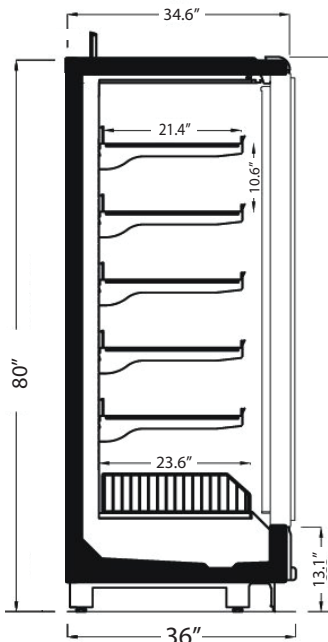
- Remote (5 rows shelves+Base)
- Thermostat Electronic Control
- Externally Equalized TXV
- Wire shelves with Front Stoppers
- PVC labelling Profiles
- Solid Sides
- Wire Baskets on Base Trays
- Glazed, hinged doors with triple glasses
- Door Heaters
- LED Lights
- Wellington ERC2 Electronic Fan Motor
- Stainless Steel Bottom Floor and Fan Cover
- Electrostatic Powdered Paint For Both Interior-Exterior (choice of colors Black or White)

Dimensions

Model	GDFSR-90-2D	GDFSR-90-3D	GDFSR-90-4D	GDFSR-90-5D
Length (inches)	61"	92"	123"	154"
Width (inches)	36"	36"	36"	36"
BTU	3757	5636	7515	9394
BTU per door	1900	1900	1900	1900
Power	220V 60HZ 1Ø	220V 60HZ 1Ø	220V 60HZ 1Ø	220V 60HZ 1Ø
Amperage	16A	18A	24A	29A
Evaporating Temp	-31C	-31C	-31C	-31C

Above mentioned measurement are from internal part of the equipment. Side panel will be extra

Technical Drawings



* Customizable options available; * Multiple shelves available; * All measurements are approximates; * Specifications are subject to change without notice; * All equipment are designed to operate in a controlled environment below 75°F (+24°C) temperature and HR 55% relative humidity;